

Pressure Relief Valve

Series 8010

Features

- ▶ High flow
- ▶ Extended seat life
- ▶ Factory pre-set or field adjustable
- ▶ Optional tamper-proof cap
- ▶ Stainless steel internals
- ▶ Metal-to-metal seal

Applications

- ▶ Pump system safety
- ▶ Hydraulic power units
- ▶ Tank protection
- ▶ Accumulator systems

General Specifications*

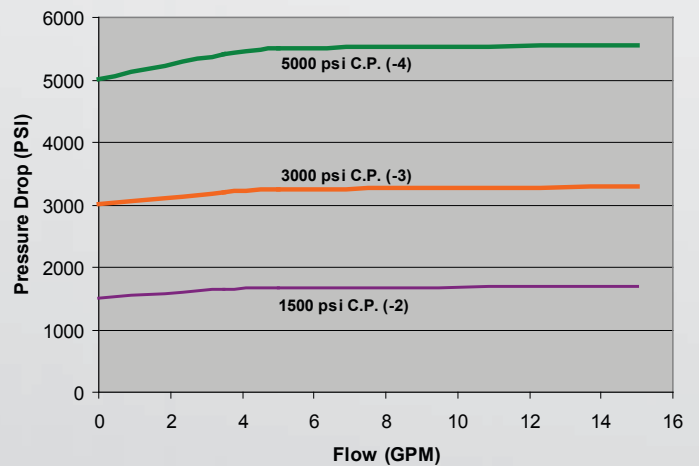
Working Pressure:	Hydraulic oil up to 5500 psi (380 bar)
Process Fitting Proof Pressure:	10,000 psi (690 bar)
Max Housing Back Pressure:	1000 psi (69 bar)
Pressure Ranges:	500 - 1500 psi (35 - 105 bar) 1600 - 3500 psi (110 - 240 bar) 3600 - 5500 psi (248 - 380 bar)
Maximum Flow Rate:	15 GPM
Wetted Material:	
Process Fitting:	Heat-treated 410 stainless steel
Adjustment Stud:	316 stainless steel
Washer:	304 stainless steel
Spring Retainer:	416 stainless steel
Spring:	Powder-coated high strength steel
Ball:	Tungsten carbide
Housing:	Powder-coated ductile iron
Weight:	2.5 lbs.
Pressure Connection:	3/4" NPTM x 3/4" NPTF
Orifice Size:	0.318" (typical)
Temperature Range:	-40° to +200°F (-40° to +93°C)
Pressure Settings:	It is recommended that cracking pressure be set 10% above working pressure.



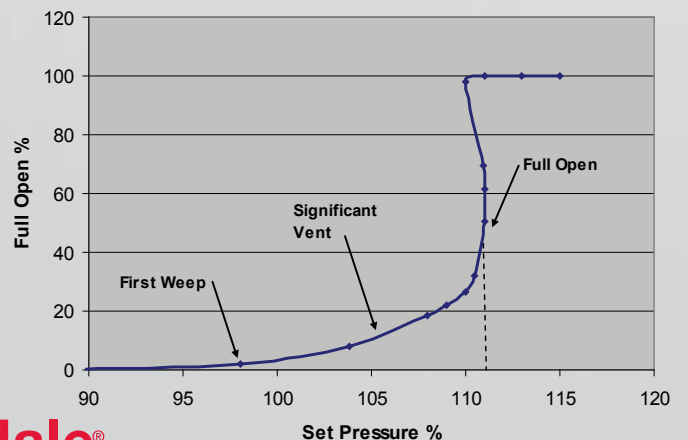
Pressure Setpoint Adjustment:

Loosen hex nut with open-end wrench. Using allen key turn adjustment screw clockwise to increase, counterclockwise to decrease set point.

Flow Rate at 10% above Cracking Pressure

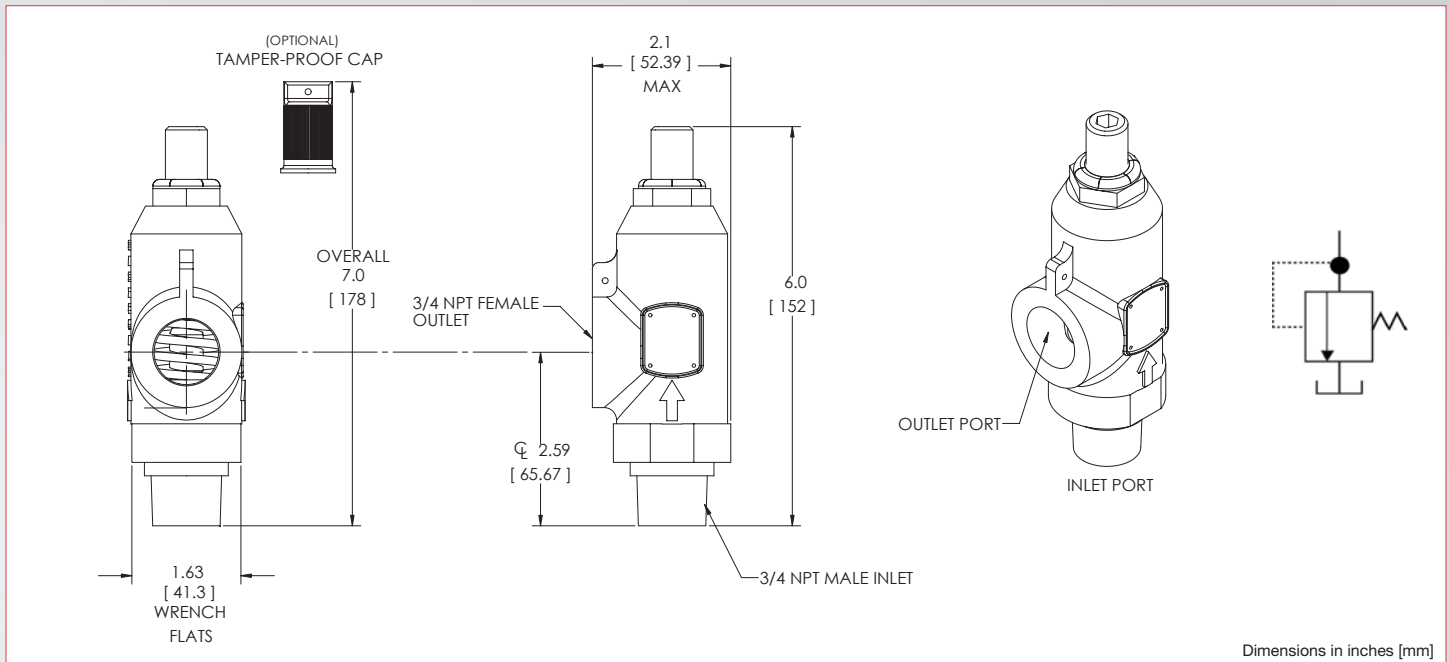


Typical 8014 Lift Characteristics



* See product configurator for additional options.

Technical Drawings



Product Configurator

Example:

Prefix

Tamper-proof cap (optional)*

Base Model

Inlet male - outlet female porting

Port Size

3/4" NPT ports

Pressure Range

	Adjustable Range		Approx. Blowdown	Proof Pressure	Tolerance
	psi (bar)				
	Min.	Max.			
-2	500 (35)	1500 (105)	200 (15)	10,000 (690)	±150 (10)
-3	1600 (110)	3500 (240)	400 (28)	10,000 (690)	±350 (24)
-4	3600 (248)	5500 (380)	600 (42)	10,000 (690)	±550 (38)

Housing

Corrosion Resistant Ductile Iron (standard)

Factory Set Point

<input type="text" value="Blank"/>	Field Adjustable
<input type="text" value="-XX"/>	Insert set point** Example: 3370 psi = -34 3310 psi = -33 700 psi = -07

** Set point: round to the nearest hundred.

* Tamper-proof cap option requires the factory to set relief pressure.