

WELDBALL[®]

FULL PORT AND REDUCED PORT GAS DISTRIBUTION BALL VALVES



CLASS 150

CLASS 300

All-Welded
Lightweight
Maintenance-Free
Easy-Locking
1/4 Turn



SINCE

1909

An Employee-Owned Total Quality Management Company
ISO 9001 CERTIFIED QUALITY SYSTEM



Efficient design, built to last.

In some of the most extensive tests performed on a valve, the Kerotest Weldball® Gas Distribution Valve consistently meets and exceeds industry standards for design and performance. Use it with confidence in distribution services, meter and regulator stations, system blow down applications, hot tap applications and other applications that demand a positive shut-off.

The Kerotest Full Port and Reduced Port Valves come in butt weld, flanged, and weld by flange configurations. Class 150 rated valves are available in sizes 3/4" through 12", while Class 300 rated valves are available in sizes 3/4" through 10".

And, of course you can count on zero leaks, no maintenance and no required lubrication or adjustments. Each valve is high-pressure air tested to insure integrity and leak tightness.


The Weldball® Weld End
Gas Distribution Valve



The Weldball® Flanged End
Gas Distribution Valve



Weldball's Reduced Port Valves
have the largest flow bore of this
valve type available.
Cv is up to 21% better.

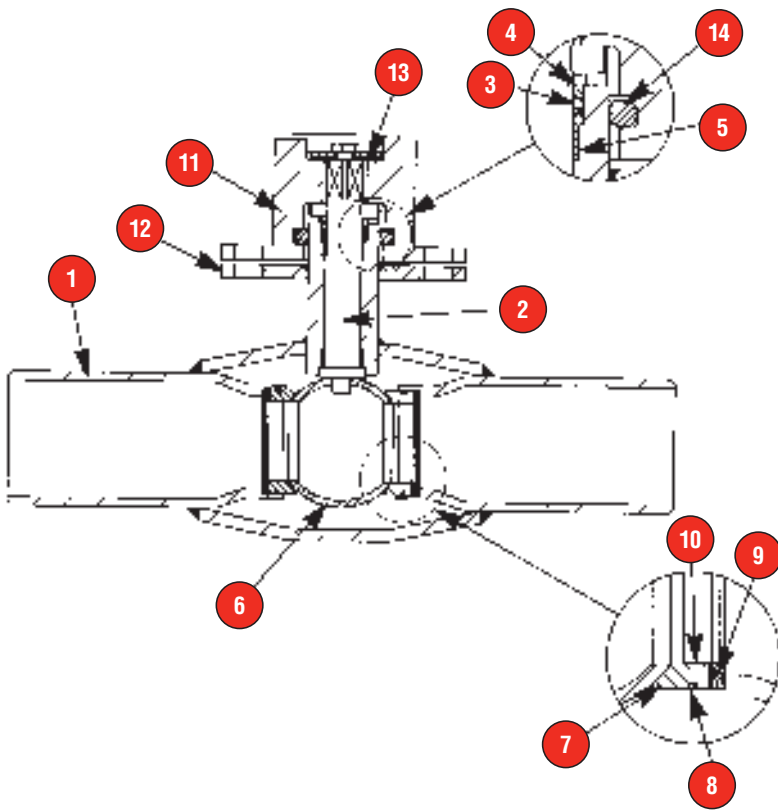


Ultra stop. Ultra strong.

The Weldball Class 150 & Class 300 rated gas distribution ball valves feature the exclusive Ultra-Stop design.

UNIQUE STOP COLLAR. This design eliminates the need for a shear pin and facilitates easier stem packing replacement.


HIGH TORQUE. Ultra-Stop has an incredible failure torque, which provides the ultimate over-torque protection when operating a Weldball valve. The unique design assures that the stop action occurs below the locking plate surface, not on the top where debris could impede the square from turning.



1. **Body**all welded, high strength, lightweight design.
2. **Stem**stainless steel, blow-out proof design.
3. **Stem Seals**double o-rings provide an effective seal within a wide temperature range of -20° F to 200° F.
4. **Retainer**provides stem support and o-ring retention.
5. **Stem Bearing**prevents the development of static charges and provides stem support.
6. **Ball**highly polished stainless steel ensures excellent seat sealing.
7. **Seat Ring**preloaded to provide bubble-tight shut-off and continuous wiping of the ball.
8. **Seat O-Ring**ensures bubble-tight shut-off in low temperature applications.
9. **Belleville Spring**preloads seats to provide low pressure, bubble-tight sealing.
10. **Seat Support Ring**provides seat ring containment and rigidity.
11. **2" Operating Square**provides dual position indication and triple lock-out capabilities. Designed for one-way installation.
12. **Locking Plate**enables the valve to be secured in the full open or full closed position.
13. **Weather Seal Gasket**protects stem area from moisture and debris.
14. **Operating Square O-Ring**protects stem area from moisture and debris.

VALVE SIZES	ULTRA-STOP FAILURE TORQUE	SAFETY FACTOR
3/4"	325 ft-lbs	65:1
1-1/4"	325 ft-lbs	27:1
2"	800 ft-lbs	16:1
4"	1000 ft-lbs	10:1
6"	1500 ft-lbs	8:1

STRONG & FLEXIBLE. Weldball's body is actually stronger than the pipeline. Note the low stress levels (blue color) as compared to pipeline (yellow color). Yet its design allows for flexibility without deformation.



CLEAN BREAK. The patented, cast steel Ultra-Stop is an integral part of the 2" operating square. If over-torqued, Ultra-Stop breaks cleanly from the square – preventing any valve damage.



Specification Tables

Note: All dimensions are in inches. Flow coefficient, Cv, is dimensionless.



Reduced Port

Class 150, 285 MOP										Specify: Size/WB-285/End configuration		
VALVE SIZE	End-To-End			Weight/lbs. (approx.)								
	Weld A	Flange B	WxF C	D	E	F	G	Cv	Weld	Flange	WxF	
3/4"	9.06	—	—	4.17	.59	—	—	17	2	—	—	
1"	9.06	—	—	4.17	.79	—	—	30	4	—	—	
1 1/4"	10.25	—	—	4.83	.98	—	—	49	4	—	—	
2"	11.81	7.00	12.11	5.59	1.57	—	—	120	10	16	15	
3"	11.81	8.00	12.11	6.46	2.56	—	—	350	16	28	25	
4"	12.80	9.00	13.10	7.56	3.15	—	—	550	21	41	34	
6"	15.28	10.50	15.58	9.33	4.92	—	—	1250	42	77	59	
8"	15.75	11.50	16.12	13.56	5.91	—	—	1660	115	157	143	
*8"	15.75	11.50	16.12	—	5.91	12.75	8.00	1660	132	172	160	
*10"	21.00	21.00	21.38	—	7.87	13.77	9.00	3065	205	282	245	
*12"	25.00	24.00	25.39	—	9.65	17.32	11.00	5000	368	461	438	

*With gear operator

Class 300, 740 MOP										Specify: Size/WB-740/End configuration		
VALVE SIZE	End-To-End			Weight/lbs. (approx.)								
	Weld A	Flange B	WxF C	D	E	Cv	Weld	Flange	WxF			
3/4"	9.06	—	—	4.17	.59	17	2	—	—			
1"	9.06	—	—	4.17	.79	30	4	—	—			
1 1/4"	10.25	—	—	4.83	.98	49	4	—	—			
2"	11.81	8.50	12.11	5.59	1.57	155	11	21	18			
3"	11.81	11.12	12.11	6.46	2.56	450	17	40	30			
4"	12.80	12.00	13.10	7.56	3.15	740	28	66	52			
6"	15.28	15.87	15.58	9.33	4.92	1680	49	114	85			
*8"	15.75	16.50	16.12	—	5.91	2200	84	152	118			

*With gear operator

Full Port

Class 150, 285 MOP										Specify: Size/WB-285/End configuration		
VALVE SIZE	End-To-End			Weight/lbs. (approx.)								
	Weld A	Flange B	WxF C	D	E	F	G	Cv	Weld	Flange	WxF	
2"	11.81	7.00	12.11	5.55	1.97	—	—	245	12	22	15	
3"	12.80	11.13	13.10	7.87	3.15	—	—	620	25	42	33	
4"	13.40	12.00	13.69	8.48	3.94	—	—	1120	34	66	49	
6"	17.40	18.00	17.70	11.69	5.90	12.75	7.99	2500	97	154	126	
8"	22.25	24.25	22.61	13.30	7.87	13.78	9.01	4500	176	287	231	
10"	25.00	22.00	25.28	16.02	9.64	17.32	10.98	6600	363	463	408	

Class 300, 740 MOP										Specify: Size/WB-740/End configuration		
VALVE SIZE	End-To-End			Weight/lbs. (approx.)								
	Weld A	Flange B	WxF C	D	E	Cv	Weld	Flange	WxF			
2"	11.81	8.50	12.11	5.55	1.97	320	13	33	24			
3"	12.80	12.00	13.10	7.87	3.15	1030	26	66	46			
4"	13.40	20.16	16.78	8.47	3.94	1740	35	99	66			
*6"	17.40	25.16	21.28	—	5.90	5255	95	130	112			
*8"	22.25	25.50	26.82	—	7.87	10700	140	199	170			

*With gear operator

Materials of Construction

Body	Carbon Steel
Ball	AISI 304, SST, Hollow design Class 150. Solid design Class 300
Stem	Stainless Steel
Stop Collar	Carbon Steel
Weld End	Carbon Steel
Flanges	ASTM A283, Grade D
Seat Ring	Carbonized PTFE (Teflon™)
Stem Bearing	Coated Steel
Stop Plate	Carbon Steel
O-Rings	BUNA-N
Support Ring	Stainless Steel
Cup Spring	Carbon Steel

Codes & Standards

Weldball valves meet or exceed the applicable requirements of the Code of Federal Regulations, Title 49, Part 192

- Pressure-Temperature ratings are per API 6D
- Weldball valve Qualification and Production Testing exceeds the minimum requirements of the Code of Federal Regulations and API 6D
- Production welding meets ASME Boiler and Pressure Vessel Code, Section IX requirements.



SINCE 1909

An Employee-Owned Total Quality Management Company

Kerotest Manufacturing Corp.

5500 Second Avenue • Pittsburgh, PA 15207

412-521-4663 • Fax: 412-521-5990

www.kerotest.com • sales@kerotest.com